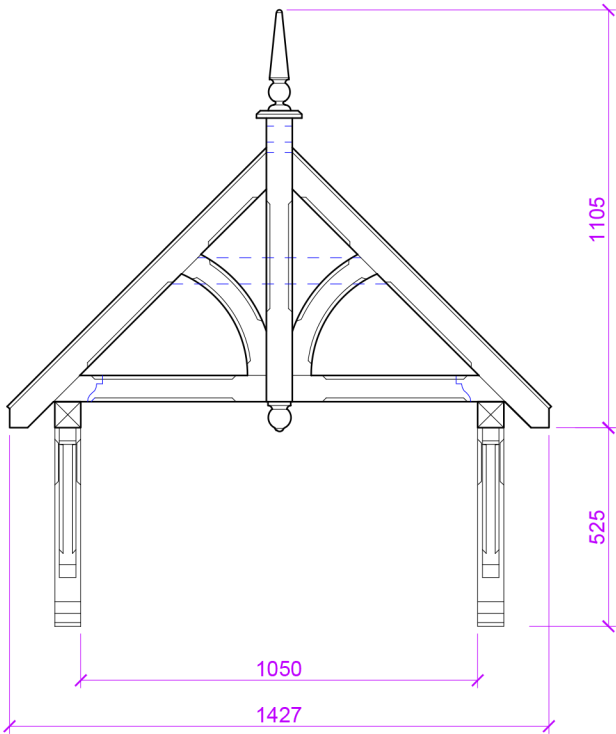
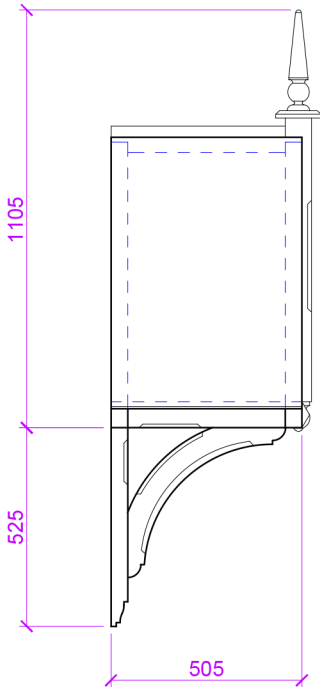


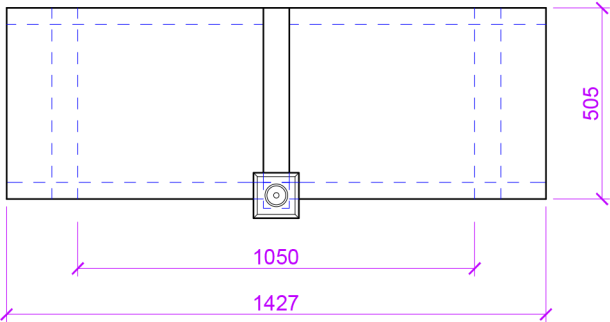
Canopies are supplied without any roof coverings so that the client can choose their own finish.



FRONT



SIDE



PLAN



ISOMETRIC

Timber Door Canopies
by George Woods

Unit A, The Old Ambrosia Works, Lapford, Devon, EX17 6AE
t: 01363 884218
email: sales@timberdoorcanopies.co.uk

www.timberdoorcanopies.co.uk

The standard Ashcombe dimensions are: 1050mm between gallows x 1105mm over all height x 505mm deep (not including gallows height).
This canopy can also be adapted to suit specific requirement - contact us for details

Drawing Title	Drawing No.	GW 01
ASHCOMBE	Scale	Date
	1:20 @ A4	Sept '11